

100% of Actual Size
Pad Print



100% of Actual Size
Laser Engraving



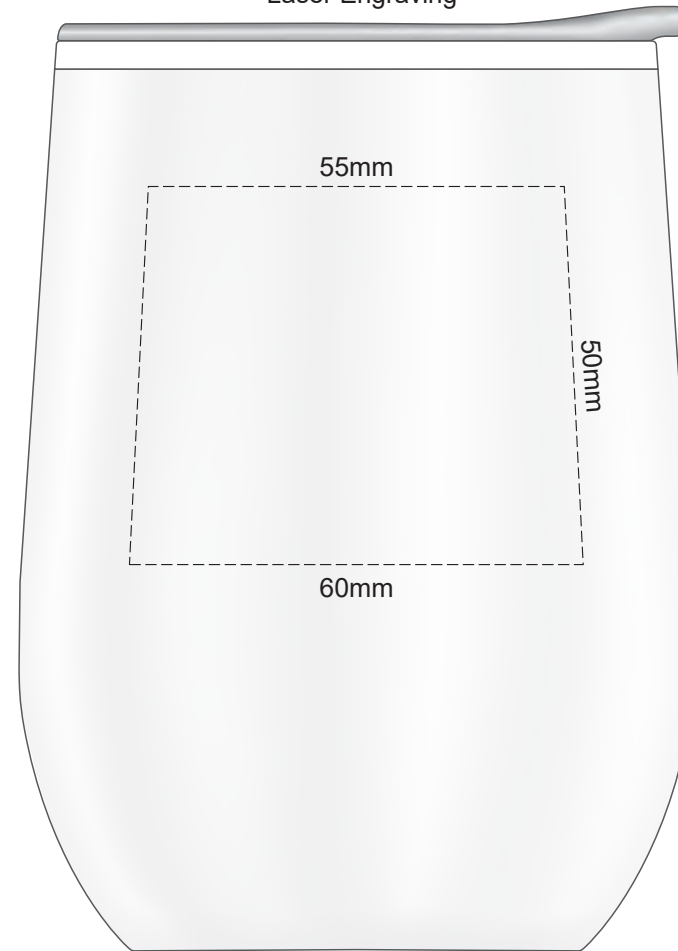
Stainless Steel Engraves to a
Natural Etch

Please be aware that artwork will adhere to the shape of the product. Therefore, linear shapes that utilise the full print area may appear skewed from the side perspective due to the tapered nature of the product.

100% of Actual Size
Pad Print



100% of Actual Size
Laser Engraving



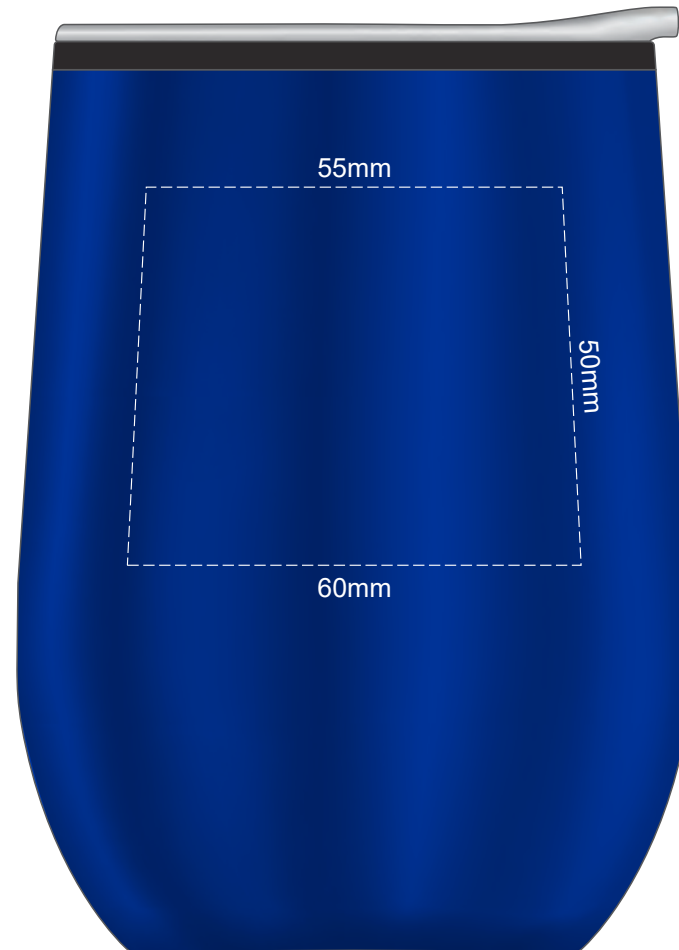
Engraves to a
Shiny Steel Finish

Please be aware that artwork will adhere to the shape of the product.
Therefore, linear shapes that utilise the full print area may appear skewed
from the side perspective due to the tapered nature of the product.

100% of Actual Size
Pad Print



100% of Actual Size
Laser Engraving



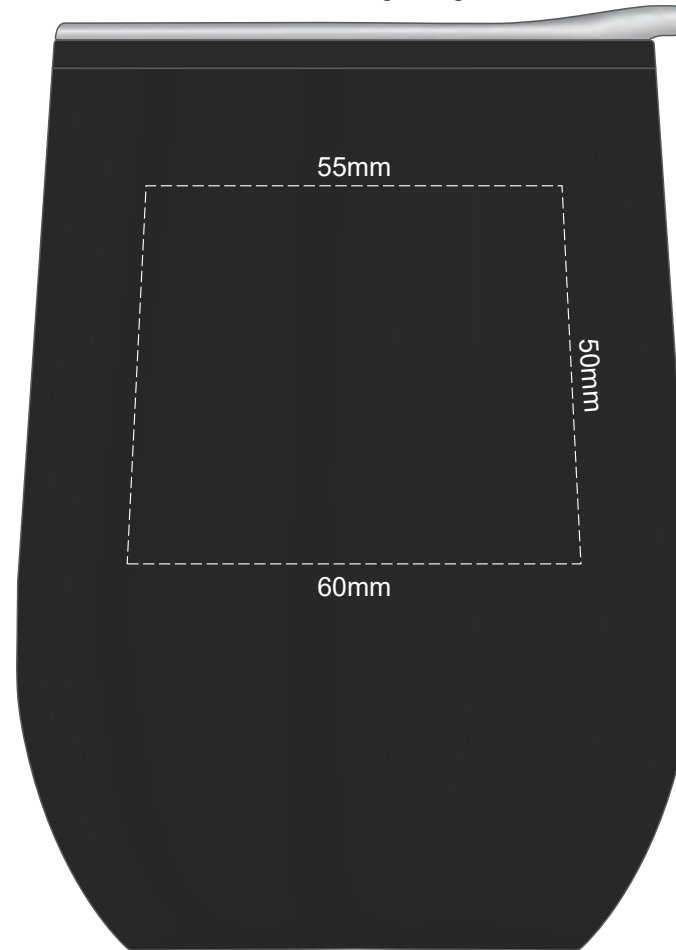
Engraves to a
Shiny Steel Finish

Please be aware that artwork will adhere to the shape of the product.
Therefore, linear shapes that utilise the full print area may appear skewed
from the side perspective due to the tapered nature of the product.

100% of Actual Size
Pad Print



100% of Actual Size
Laser Engraving



 Engraves to a
Shiny Steel Finish

Please be aware that artwork will adhere to the shape of the product.
Therefore, linear shapes that utilise the full print area may appear skewed
from the side perspective due to the tapered nature of the product.